




# 2021 STAAR Results

Michelle Wooten & Debbie  
Boatright  
Teaching and Learning  
Department

---

# 2019 and 2021 Comparison by Campus



# 2021 STAAR - CARSON ELEMENTARY

3rd - Reading - Carson		
	2019	2021
Approaches	81%	73%
Meets	42%	34%
Masters	25%	11%


4th - Reading - Carson		
	2019	2021
Approaches	84%	74%
Meets	35%	39%
Masters	25%	17%

5th - Reading - Carson		
	2019	2021
Approaches	DIS	69%
Meets	DIS	37%
Masters	DIS	23%

3rd - Math - Carson		
	2019	2021
Approaches	79%	63%
Meets	46%	22%
Masters	15%	7%

4th - Math - Carson		
	2019	2021
Approaches	69%	72%
Meets	36%	47%
Masters	16%	32%


5th - Math - Carson		
	2019	2021
Approaches	DIS	72%
Meets	DIS	37%
Masters	DIS	15%



# 2021 STAAR - CARSON ELEMENTARY

4th - Writing - Carson		
	2019	2021
Approaches	80%	62%
Meets	46%	28%
Masters	12%	4%

5th - Science - Carson		
	2019	2021
Approaches	DIS	69%
Meets	DIS	42%
Masters	DIS	15%



# 2021 STAAR - YOUNG ELEMENTARY

3rd - Reading - Young		
	2019	2021
Approaches	78%	74%
Meets	42%	32%
Masters	24%	13%


4th - Reading - Young		
	2019	2021
Approaches	79%	78%
Meets	43%	51%
Masters	19%	22%

5th - Reading - Young		
	2019	2021
Approaches	DIS	81%
Meets	DIS	53%
Masters	DIS	35%

3rd - Math - Young		
	2019	2021
Approaches	71%	70%
Meets	46%	36%
Masters	24%	9%

4th - Math - Young		
	2019	2021
Approaches	73%	76%
Meets	38%	57%
Masters	10%	42%

5th - Math - Young		
	2019	2021
Approaches	DIS	87%
Meets	DIS	66%
Masters	DIS	38%




# 2021 STAAR - YOUNG ELEMENTARY

---

4th - Writing - Young		
	2019	2021
Approaches	66%	62%
Meets	29%	32%
Masters	7%	8%

5th - Science - Young		
	2019	2021
Approaches	DIS	81%
Meets	DIS	46%
Masters	DIS	15%




# 2021 STAAR - RANN ELEMENTARY - 3rd Grade M/R

3rd - Reading - Rann (EN)		
	2019	2021
Approaches	79%	70%
Meets	39%	39%
Masters	24%	23%

3rd - Reading - Rann (SP)		
	2019 17 students	2021 17 students
Approaches	71%	47%
Meets	35%	24%
Masters	12%	12%

3rd - Reading - Rann (Total)		
	2019	2021
Approaches	77%	65%
Meets	39%	36%
Masters	22%	21%

3rd - Math - Rann		
	2019	2021
Approaches	73%	69%
Meets	32%	33%
Masters	12%	18%




# 2021 STAAR - RANN ELEMENTARY - 4th Grade M/R

4th - Reading - Rann (EN)		
	2019	2021
Approaches	74%	78%
Meets	60%	55%
Masters	23%	27%

4th - Reading - Rann (SP)		
	2019 20 students	2021 21 students
Approaches	75%	33%
Meets	30%	14%
Masters	5%	10%

4th - Reading - Rann (Total)		
	2019	2021
Approaches	75%	68%
Meets	54%	46%
Masters	20%	23%

4th - Math - Rann		
	2019	2021
Approaches	71%	67%
Meets	38%	43%
Masters	11%	26%





# 2021 STAAR - RANN ELEMENTARY - 5th Grade M/R

5th - Reading - Rann (EN)		
	2019	2021
Approaches	DIS	78%
Meets	DIS	51%
Masters	DIS	30%

5th - Reading - Rann (SP)		
	2019 15 students	2021 17 students
Approaches	DIS	59%
Meets	DIS	41%
Masters	DIS	6%

5th - Reading - Rann (Total)		
	2019	2021
Approaches	DIS	74%
Meets	DIS	49%
Masters	DIS	26%

5th - Math - Rann		
	2019	2021
Approaches	DIS	80%
Meets	DIS	49%
Masters	DIS	23%



# 2021 STAAR - RANN ELEMENTARY - 4th Writing/5th Science

4th - Writing - Rann (EN)		
	2019	2021
Approaches	66%	70%
Meets	40%	34%
Masters	9%	7%


4th - Writing - Rann (SP)		
	2019 25 students	2021 21 students
Approaches	76%	14%
Meets	44%	14%
Masters	4%	10%

4th - Writing - Rann (TOTAL)		
	2019	2021
Approaches	69%	58%
Meets	41%	29%
Masters	8%	7%

5th - Science - Rann (EN)		
	2019	2021
Approaches	DIS	55%
Meets	DIS	28%
Masters	DIS	8%

5th - Science - Rann (SP)		
	2019 27 students	2021 8 students
Approaches	DIS	0%
Meets	DIS	0%
Masters	DIS	0%

5th - Science - Rann (Total)		
	2019	2021
Approaches	DIS	51%
Meets	DIS	26%
Masters	DIS	8%



# 2021 STAAR - McCARROLL MIDDLE - 6-8 M/R

6th Grade - Reading		
	2019	2021
Approaches	67%	59%
Meets	37%	26%
Masters	13%	9%


6th Grade - Math		
	2019	2021
Approaches	85%	67%
Meets	43%	30%
Masters	14%	9%

7th Grade - Reading		
	2019	2021
Approaches	75%	73%
Meets	48%	44%
Masters	29%	23%

7th Grade - Math		
	2019	2021
Approaches	68%	40%
Meets	29%	4%
Masters	3%	1%

8th Grade Reading		
	2019	2021
Approaches	74%	65%
Meets	51%	31%
Masters	24%	11%

8th Grade Math		
	2019	2021
Approaches	85%	69%
Meets	63%	43%
Masters	28%	16%




# 2021 STAAR - McCARROLL MIDDLE - 7th Writing/8th Sci/SS

7th Grade - Writing		
	2019	2021
Approaches	69%	66%
Meets	40%	37%
Masters	20%	9%

8th Grade Science		
	2019	2021
Approaches	81%	64%
Meets	49%	37%
Masters	23%	16%

8th Grade Social Studies		
	2019	2021
Approaches	56%	48%
Meets	19%	17%
Masters	8%	4%




# 2021 STAAR EOC - McCARROLL MIDDLE/DECATUR HIGH ALGEBRA I

Algebra 1 - MMS		
	2019 72 students	2021 77 students
Approaches	100%	97%
Meets	90%	73%
Masters	76%	40%

Algebra 1 - DHS		
	2019	2021
Approaches	80%	83%
Meets	46%	39%
Masters	14%	20%

Algebra 1 (Total)		
	2019	2021
Approaches	85%	87%
Meets	61%	49%
Masters	32%	26%




# 2021 STAAR EOC - DECATUR HIGH

EOC English I		
	2019	2021
Approaches	71%	75%
Meets	54%	59%
Masters	13%	12%

EOC English II		
	2019	2021
Approaches	75%	75%
Meets	56%	65%
Masters	9%	11%


EOC Biology		
	2019	2021
Approaches	92%	89%
Meets	76%	66%
Masters	27%	26%

EOC US History		
	2019	2021
Approaches	94%	92%
Meets	77%	80%
Masters	42%	58%



---

# 2019 and 2021 State Comparisons with Growth Measure from 2019 to 2021




3rd Reading - English							
	DISD 2019	State 2019	2019 Difference	DISD 2021	State 2021	2021 Difference	2019 and 2021 Difference Comparison
Approaches	79	76	+3	72	68	+4	+1
Meets	41	44	-3	35	38	-3	0
Masters	24	28	-4	15	19	-4	0

3rd Reading - Spanish (17 students-2019 and 2021)							
	DISD 2019	State 2019	2019 Difference	DISD 2021	State 2021	2021 Difference	2019 and 2021 Difference Comparison
Approaches	71	69	+2	47	52	-5	-7
Meets	35	39	-4	24	24	0	+4
Masters	12	21	-9	12	15	-3	+6






3rd Math - English							
	DISD 2019	State 2019	2019 Difference	DISD 2021	State 2021	2021 Difference	2019 and 2021 Difference Comparison
Approaches	74	78	-4	67	61	+6	+10
Meets	42	48	-6	30	30	0	+6
Masters	16	24	-8	11	14	-3	+5




4th Reading - English							
	DISD 2019	State 2019	2019 Difference	DISD 2021	State 2021	2021 Difference	2019 and 2021 Difference Comparison
Approaches	79	74	+5	77	63	+14	+9
Meets	46	43	+3	48	36	+12	+9
Masters	20	22	-2	21	18	+3	+5

4th Reading - Spanish (20 students-2019; 21 students-2021)							
	DISD 2019	State 2019	2019 Difference	DISD 2021	State 2021	2021 Difference	2019 and 2021 Difference Comparison
Approaches	75	59	+16	33	46	-13	-29
Meets	30	29	+1	14	24	-10	-11
Masters	5	12	-7	10	12	-2	+5




4th Writing - English							
	DISD 2019	State 2019	2019 Difference	DISD 2021	State 2021	2021 Difference	2019 and 2021 Difference Comparison
Approaches	71	65	+6	64	53	+11	+5
Meets	38	33	+5	31	26	+5	0
Masters	9	10	-1	6	8	-2	+1

4th Writing - Spanish (25 students-2019; 21 students-2021)							
	DISD 2019	State 2019	2019 Difference	DISD 2021	State 2021	2021 Difference	2019 and 2021 Difference Comparison
Approaches	76	67	+9	14	35	-21	-30
Meets	44	39	+5	14	14	0	-5
Masters	4	15	-11	10	4	+6	+17




4th Math - English							
	DISD 2019	State 2019	2019 Difference	DISD 2021	State 2021	2021 Difference	2019 and 2021 Difference Comparison
Approaches	71	74	-3	72	58	+14	+17
Meets	37	46	-9	49	35	+14	+23
Masters	12	28	-16	33	21	+12	+28




5th Reading - English							
	DISD 2019	State 2019	2019 Difference	DISD 2021	State 2021	2021 Difference	2019 and 2021 Difference Comparison
Approaches	80	77	+3	75	72	+3	0
Meets	56	51	+5	46	45	+1	-4
Masters	30	29	+1	29	30	-1	-2

5th Reading - Spanish (15 students-2019; 17 students-2021)							
	DISD 2019	State 2019	2019 Difference	DISD 2021	State 2021	2021 Difference	2019 and 2021 Difference Comparison
Approaches	86	80	+6	59	75	-16	-22
Meets	57	53	+4	41	45	-4	-8
Masters	7	21	-14	6	21	-15	-1




5th Math - English							
	DISD 2019	State 2019	2019 Difference	DISD 2021	State 2021	2021 Difference	2019 and 2021 Difference Comparison
Approaches	87	83	+4	79	69	+10	+6
Meets	56	56	0	50	43	+7	+7
Masters	32	36	-4	25	24	+1	+5

5th Math - Spanish (4 students-2019; 2 students-2021)							
	DISD 2019	State 2019	2019 Difference	DISD 2021	State 2021	2021 Difference	2019 and 2021 Difference Comparison
Approaches	50	57	-7	50	42	+8	+15
Meets	0	28	-28	0	17	-17	+11
Masters	0	13	-13	0	7	-7	+6



5th Science - English							
	DISD 2019	State 2019	2019 Difference	DISD 2021	State 2021	2021 Difference	2019 and 2021 Difference Comparison
Approaches	82	74	+8	67	61	+6	-2
Meets	61	48	+13	38	30	+8	-5
Masters	29	23	+6	12	12	0	-6

5th Science - Spanish (27 students-2019; 8 students-2021)							
	DISD 2019	State 2019	2019 Difference	DISD 2021	State 2021	2021 Difference	2019 and 2021 Difference Comparison
Approaches	41	44	-3	0	31	-31	-28
Meets	15	18	-3	0	8	-8	-5
Masters	4	6	-2	0	2	-2	0



6th Reading							
	DISD 2019	State 2019	2019 Difference	DISD 2021	State 2021	2021 Difference	2019 and 2021 Difference Comparison
Approaches	67	66	+1	59	61	-2	-3
Meets	36	35	+1	26	31	-5	-6
Masters	14	17	-3	9	14	-5	-2


6th Math							
	DISD 2019	State 2019	2019 Difference	DISD 2021	State 2021	2021 Difference	2019 and 2021 Difference Comparison
Approaches	85	79	+6	67	66	+1	-5
Meets	43	45	-2	30	34	-4	-2
Masters	15	20	-5	9	14	-5	0






7th Reading							
	DISD 2019	State 2019	2019 Difference	DISD 2021	State 2021	2021 Difference	2019 and 2021 Difference Comparison
Approaches	75	76	-1	73	61	+12	+13
Meets	48	49	-1	44	31	+13	+14
Masters	29	29	0	23	14	+9	+9

7th Writing							
	DISD 2019	State 2019	2019 Difference	DISD 2021	State 2021	2021 Difference	2019 and 2021 Difference Comparison
Approaches	71	70	+1	66	61	+5	+4
Meets	42	42	0	37	31	+6	+6
Masters	20	18	+2	9	9	0	-2




7th Math							
	DISD 2019	State 2019	2019 Difference	DISD 2021	State 2021	2021 Difference	2019 and 2021 Difference Comparison
Approaches	68	75	-7	40	54	-14	-7
Meets	30	43	-13	4	25	-21	-8
Masters	3	17	-14	1	11	-10	+4




8th Reading							
	DISD 2019	State 2019	2019 Difference	DISD 2021	State 2021	2021 Difference	2019 and 2021 Difference Comparison
Approaches	85	86	-1	65	72	-7	-6
Meets	50	55	-5	31	45	-6	-1
Masters	22	28	-6	11	21	-10	-4

8th Math							
	DISD 2019	State 2019	2019 Difference	DISD 2021	State 2021	2021 Difference	2019 and 2021 Difference Comparison
Approaches	90	88	+2	69	60	+9	+7
Meets	61	57	+4	43	35	+8	+4
Masters	26	17	+9	16	10	+6	-3




8th Science							
	DISD 2019	State 2019	2019 Difference	DISD 2021	State 2021	2021 Difference	2019 and 2021 Difference Comparison
Approaches	81	81	0	64	67	-3	-3
Meets	48	51	-3	37	42	-5	-2
Masters	22	25	-3	16	23	-7	-4

8th Social Studies							
	DISD 2019	State 2019	2019 Difference	DISD 2021	State 2021	2021 Difference	2019 and 2021 Difference Comparison
Approaches	55	69	-14	48	56	-8	+6
Meets	20	37	-17	17	27	-10	+7
Masters	7	21	-14	4	13	-9	+5




English 1							
	DISD 2019	State 2019	2019 Difference	DISD 2021	State 2021	2021 Difference	2019 and 2021 Difference Comparison
Approaches	71	68	+3	75	66	+9	+6
Meets	54	50	+4	59	50	+9	+5
Masters	13	11	+2	12	12	0	-2

English 2							
	DISD 2019	State 2019	2019 Difference	DISD 2021	State 2021	2021 Difference	2019 and 2021 Difference Comparison
Approaches	75	68	+7	75	70	+5	-2
Meets	56	49	+7	65	57	+8	+1
Masters	9	8	+1	11	11	0	-1




Algebra 1							
	DISD 2019	State 2019	2019 Difference	DISD 2021	State 2021	2021 Difference	2019 and 2021 Difference Comparison
Approaches	86	85	+1	87	72	+15	+14
Meets	56	61	-5	49	41	+8	+13
Masters	30	37	-7	26	23	+3	+10

Biology							
	DISD 2019	State 2019	2019 Difference	DISD 2021	State 2021	2021 Difference	2019 and 2021 Difference Comparison
Approaches	90	88	+2	89	81	+8	+6
Meets	73	62	+11	66	54	+12	+1
Masters	26	25	+1	26	22	+4	+3




US History							
	DISD 2019	State 2019	2019 Difference	DISD 2021	State 2021	2021 Difference	2019 and 2021 Difference Comparison
Approaches	95	93	+2	92	88	+4	+2
Meets	76	73	+3	80	69	+11	+8
Masters	40	45	-5	58	43	+15	+20



---

# 2021 District, Region, and State Comparisons






# 2021 STAAR 3rd Grade - STATE/REGION/DISTRICT

3rd Reading - English			
	DISD	REGION 11	STATE
Approaches	72%	70%	68%
Meets	35%	41%	38%
Masters	15%	21%	19%

3rd Math - English			
	DISD	REGION 11	STATE
Approaches	67%	64%	61%
Meets	30%	32%	30%
Masters	11%	15%	14%

3rd Reading - Spanish			
	DISD	REGION 11	STATE
Approaches	47%	48%	52%
Meets	24%	21%	24%
Masters	12%	13%	15%



# 2021 STAAR 4th Grade - STATE/REGION/DISTRICT


4th Reading - English			
	DISD	REGION 11	STATE
Approaches	77%	65%	63%
Meets	48%	38%	36%
Masters	21%	19%	18%

4th Math - English			
	DISD	REGION 11	STATE
Approaches	72%	60%	58%
Meets	49%	37%	35%
Masters	33%	22%	21%

4th Writing - English			
	DISD	REGION 11	STATE
Approaches	64%	55%	53%
Meets	31%	28%	26%
Masters	6%	9%	8%

4th Reading - Spanish			
	DISD	REGION 11	STATE
Approaches	33%	40%	46%
Meets	14%	18%	24%
Masters	10%	9%	12%

4th Writing - Spanish			
	DISD	REGION 11	STATE
Approaches	14%	30%	35%
Meets	14%	12%	14%
Masters	10%	3%	4%



# 2021 STAAR 5th Grade - STATE/REGION/DISTRICT

5th Reading - English			
	DISD	REGION 11	STATE
Approaches	75%	73%	72%
Meets	46%	47%	45%
Masters	29%	32%	30%


5th Math - English			
	DISD	REGION 11	STATE
Approaches	79%	69%	69%
Meets	50%	44%	43%
Masters	25%	25%	24%

5th Science - English			
	DISD	REGION 11	STATE
Approaches	67%	63%	61%
Meets	38%	32%	30%
Masters	12%	14%	12%

5th Reading - Spanish			
	DISD	REGION 11	STATE
Approaches	59%	70%	75%
Meets	41%	38%	45%
Masters	6%	16%	21%

5th Math - Spanish			
	DISD	REGION 11	STATE
Approaches	50%	43%	42%
Meets	0%	14%	17%
Masters	0%	4%	7%

5th Science - Spanish			
	DISD	REGION 11	STATE
Approaches	0%	25%	31%
Meets	0%	5%	8%
Masters	0%	1%	2%



# 2021 STAAR 6th and 7th Grade - STATE/REGION/DISTRICT


6th Reading			
	DISD	REGION 11	STATE
Approaches	59%	64%	61%
Meets	26%	33%	31%
Masters	9%	15%	14%

6th Math			
	DISD	REGION 11	STATE
Approaches	67%	69%	66%
Meets	30%	38%	34%
Masters	9%	16%	14%

7th Reading			
	DISD	REGION 11	STATE
Approaches	73%	71%	68%
Meets	44%	47%	44%
Masters	23%	27%	25%

7th Math			
	DISD	REGION 11	STATE
Approaches	40%	55%	54%
Meets	4%	26%	25%
Masters	1%	11%	11%

7th Writing			
	DISD	REGION 11	STATE
Approaches	66%	65%	61%
Meets	37%	36%	31%
Masters	9%	11%	9%




# 2021 STAAR 8th Grade - STATE/REGION/DISTRICT

8th Reading			
	DISD	REGION 11	STATE
Approaches	65%	74%	72%
Meets	31%	46%	45%
Masters	11%	21%	21%

8th Math			
	DISD	REGION 11	STATE
Approaches	69%	61%	60%
Meets	43%	35%	35%
Masters	16%	10%	10%

8th Science			
	DISD	REGION 11	STATE
Approaches	64%	68%	67%
Meets	37%	43%	42%
Masters	16%	24%	23%

8th Social Studies			
	DISD	REGION 11	STATE
Approaches	48%	59%	56%
Meets	17%	29%	27%
Masters	4%	14%	13%



# 2021 STAAR EOC - STATE/REGION/DISTRICT

EOC English I			
	DISD	REGION 11	STATE
Approaches	75%	69%	66%
Meets	59%	54%	50%
Masters	12%	14%	12%

EOC English 2			
	DISD	REGION 11	STATE
Approaches	75%	72%	70%
Meets	65%	59%	57%
Masters	11%	11%	11%

EOC Algebra 1			
	DISD	REGION 11	STATE
Approaches	87%	72%	72%
Meets	49%	42%	41%
Masters	26%	24%	23%

EOC Biology			
	DISD	REGION 11	STATE
Approaches	89%	82%	81%
Meets	66%	56%	54%
Masters	26%	22%	22%

EOC US History			
	DISD	REGION 11	STATE
Approaches	92%	89%	88%
Meets	80%	72%	69%
Masters	58%	46%	43%

